

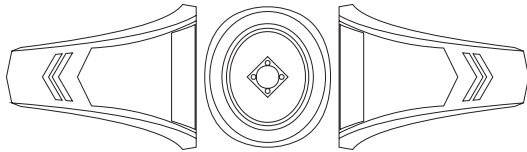
Ring Models Comparison Chart

Before printing this page from Adobe Acrobat Reader, make sure that the "Page Scaling" option is set to "None". With older version of Reader, you may need to clear the "Fit to Page" option checkbox.


To make sure that the page is printed at the correct scale, measure and verify either one of the reference bars below.



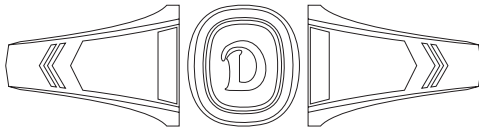
The images below are of the different style of rings in our school line. They are drawn using orthogonal projection (not unrolling) on a 1:1 scale. Keeping in mind that the depth information is missing, they are pretty good indicators of absolute and especially relative sizes.




Classic (Large) - His



Traditional (Large) - His




Classic (Medium) - Unisex



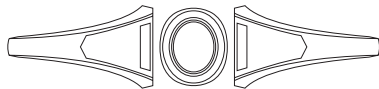
Traditional (Small) - Hers




Classic (Small) - Hers



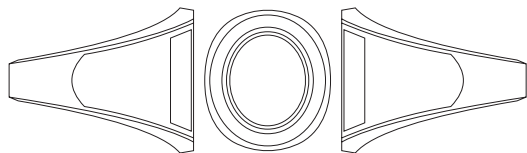
Grand - His



Classic (Petite) - Hers



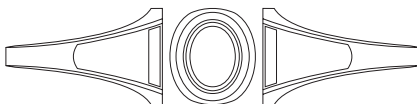
Grand - Hers



Grand - His



Modern



Grand - Hers



Modern